


Instructions on the Photograph for Online Submission

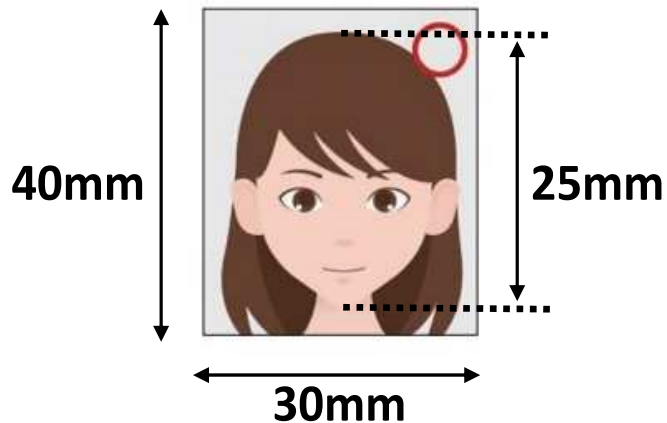
The photograph you submit will be printed on your Visa Document and Student ID card. You may submit a picture taken by a mobile device such as a mobile phone or camera, however, **the picture should be taken by someone else. (No selfy is acceptable).**

<ID Photo Requirements>


- The image should be clear and in full color (no black and white images.)
- The image must show a full front view of the subject's face and shoulders. No hats, photo filters, or distracting backgrounds are allowed.
- Backgrounds should be a plain white, gray, or blue solid tone (no landscapes, curtains, etc.)
- The image should not be edited or modified using photo software, apps, or other means.
- The photo must be saved as a JPEG file (file extension: ".jpg").
- The file size for the photo must be at least 100 KB but no larger than 5 MB.
- The image should show you alone and not cropped from candid photographs.
- The image should be clear and in full color (no black and white images.)
- The image should have a dimension of 340 pixels by 453 pixels (aspect ratio 0.75).



[Example of an acceptable photograph]



[Example of unacceptable photograph]



- 1 Not facing forward (face tilted away from camera, etc.)
- 2 Not plain background (scenery or distracting patterns)
- 3 Reflections (face partially obscured due to light reflections on the subject's face or glasses)
- 4 The image is out of focus
- 5 Eyes concealed by the subject's hair or bangs
- 6 Shadow obscuring the subject's face
- 7 Shadows in the background
- 8 The subject's eyes or neck are obscured due to wearing a scarf, sunglasses, or colored contacts.
- 9 The photo is zoomed in too close so that parts of the head are not shown.
- 10 The photo is zoomed out too far.