

# User Guide Manual for the Keio Exchange Program Online Application Website

## 【Application Steps】

① Go to Keio Student Exchange Program Top Page. Read the “Notes” carefully. Select the relevant application period and click “Apply”.

### Keio Student Exchange Program Top Page

< Notes >

- You need to be nominated by an exchange coordinator from one of our [exchange partners](#).
- Read the "Guide to the Online Application for Admission" carefully.
- Download the prescribed forms (Study Proposal, Certificate of Health, and Certificate of Eligibility Application) from [this page](#).
- Complete and submit your application during the relevant application period(s).

< System Requirements >

Web Browser: Microsoft Edge (latest version) / Internet Explorer (latest version) / Firefox (latest version), Google Chrome (latest version), Safari (latest version)

- Adobe Reader is required.
- You can only apply from a computer (not possible from smartphones or other mobile devices).

---

### Application Period and Deadlines

<b>Keio Exchange Program 2020 Spring Admission</b>	For students who deferred from 2020 Spring to 2020 Fall: Acceptance Confirmation Period: 2020/7/13 ~ 2020/8/10	<a href="#">Apply</a>
<b>Keio Exchange Program 2020 Fall Admission</b>	Acceptance Confirmation Period: 2020/7/13 ~ 2020/8/10	<a href="#">Apply</a>
<b>Keio Exchange Program 2021 Spring Admission</b>	Application Period: 2020/8/17 ~ 2020/10/5 * This online system will not be available during the following maintenance period: 2020/9/3 10 AM ~ Noon (JST)	<a href="#">Apply</a>
<b>Keio Exchange Program 2021 Fall Admission</b>		<a href="#">Apply</a>

② Your first time accessing the system...

If you have NOT registered before, click “Sign up” to create a new account.

### Login page

### Keio Exchange Program 2021 Fall Admission

\* If you already have a user account, log in with your email address and password.

If you forgot your password, click [this link](#).

\* If you do not have a user account, sign up here for a new account.

③ To sign up for a new account, enter your email address and click “Sign up”.

**Sign-up**

< NOTES >  
- We will send you an e-mail that will allow you to set your initial password.  
- Check your e-mail for an e-mail from "do-not-reply@studyabroad-apply.gakuji.keio.ac.jp" subject line "Keio University SEP".  
- If the e-mail is not there, remember to check your spam mail folder.

**Keio Exchange Program 2021 Fall Admission**

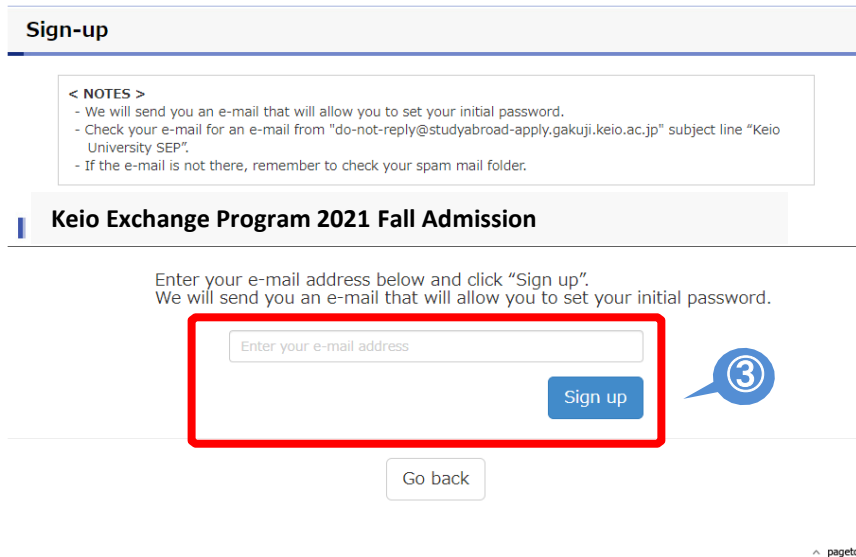
Enter your e-mail address below and click “Sign up”.  
We will send you an e-mail that will allow you to set your initial password.

Enter your e-mail address

**Sign up**

Go back

^ pagetop



④ An email below will be sent to the email address you register. Click the following link to set your password. Check your spam mail folder if you can not find the e-mail.

Thank you for registering with Keio's Student Exchange Program Application website.  
Please click the following link to set your initial password:

Keio Exchange Program 2021 Fall Admission

[https://studyabroad-apply.gakuji.keio.ac.jp/inbound/2021/inbound\\_exchange\\_fall/create-password/fdd75fb22d31b2e0cbdc6eb0d19f38310786861](https://studyabroad-apply.gakuji.keio.ac.jp/inbound/2021/inbound_exchange_fall/create-password/fdd75fb22d31b2e0cbdc6eb0d19f38310786861)



You received this e-mail because you signed up to Keio's Student Exchange Program Application website.  
If you did not register and have received this e-mail in error, please delete it.

\*\*\*\*\*  
International Center  
KEIO UNIVERSITY  
<http://www.ic.keio.ac.jp/en/study/exchange/index.html>  
\*\*\*\*\*

This message is auto-generated from E-mail security server, and replies sent to this email can not be delivered.

⑤ Choose a password and click “Submit”.

✂️ Select a secure password that must be at least 6 characters in length. You will receive an email if your password was created successfully.

Create your password

---


Keio Exchange Program 2021 Fall Admission

Please choose a password and click “Submit”.

Your account: **hiromi.oka@adst.keio.ac.jp**

  
  
Must be at least 6 characters

[Submit](#)



^ pagetop

⑥ Return to Login page, log in to your account by using your email address and password.

Login page

---

Keio Exchange Program 2021 Fall Admission

\* If you already have a user account, log in with your email address and password.


If you forgot your password, click this link.

[Login](#)

\* If you do not have a user account, sign up here for a new account.

[Sign up](#)

[Go back](#)



^ pagetop

⑦ When you login, following notes will show. Read and click “I understand” if you have read and understood the content.

## NOTES

- Click on “Save and Next” at the bottom of the screen in order to save what you have entered. Information that you have entered without clicking on “Save and Next” will be automatically deleted after two hours. Make sure that you click this button so that you don’t lose your work.
- Click on "Save and Next" before logging out. Otherwise, you will lose what you worked on.
- You are allowed to revise and upload documents as many times as you wish during the application period.
- You may only upload PDF files (less than 5MB in size per file, black & white is recommended.) Cell phone snapshots of the documents are not acceptable. Give yourself plenty of time to prepare for your application.
- Incomplete applications will not be processed.

**NOTES**

- Click on "Save and Next" at the bottom of the screen in order to save what you have entered. Information that you have entered without clicking on "Save and Next" will be automatically deleted after two hours. Make sure that you click this button so that you don't lose your work.
- Click on "Save and Next" before logging out. Otherwise, you will lose what you worked on.
- You are allowed to revise and upload documents as many times as you wish during the application period.
- You may only upload PDF files (less than 5MB in size per file, black & white is recommended.) Cell phone snapshots of the documents are not acceptable. Give yourself plenty of time to prepare for your application.
- Incomplete applications will not be processed.

**I understand**

Withdrawal @gmail.com

Keio

Stu

Notes

- Applicant must be officially nominated by one of our partner universities.
- All items marked with an asterisk \* must be completed.
- Type in the English alphabet. DO NOT use characters with accent marks (e.g., à, ç, ö).
- Information that you have entered without clicking on “Save and Next” will be automatically deleted after two hours. Make sure that you click the “Save and Next” button so that you don’t lose your work.
- We may contact you if any details in your application are not clear or if we require further clarification.

Full Name

In English *	Family name	First name	Middle name
Name as it appears on passport. Use only the English alphabet.	E.g., Keio	E.g., Anna	E.g., Middle

If your name contains non-English letters/ characters (e.g., à, ç, ö), please replace them with the corresponding English alphabetical character(s).

In Katakana (If possible)	Family name	First name	Middle name
	E.g., ケイオウ	E.g., アンナ	E.g., ミドル

In Chinese characters (If applicable)	Family name	First name	Middle name
	E.g., 慶應	E.g., 杏奈	E.g., ミドルネーム

Some Chinese characters are not compatible in this online system. If your name uses those

⑧ For STEP 1&2 Student Profile, Step 3 Proficiency in Japanese, enter information following the instructions on the application form.

**Keio Exchange Program 2021 Fall Admission**

STEP 1 → STEP 2 → STEP 3 → STEP 4 → STEP 5 → STEP 6

Student Profile 1 Student Profile 2 Proficiency in Japanese Upload Documents JASSO Scholarship Confirmation

### Student Profile 1

Notes

- Applicant must be officially nominated by one of our partner universities.
- All items marked with an asterisk \* must be completed.
- Type in the English alphabet. DO NOT use characters with accent marks (e.g., à, ç, ö).
- Information that you have entered without clicking on "Save and Next" will be automatically deleted after two hours. Make sure that you click the "Save and Next" button so that you don't lose your work.
- We may contact you if any details in your application are not clear or if we require further clarification.

Full Name

In English \*  
Name as it appears on passport. Use only the English alphabet.

Family name	First name	Middle name
E.g., Keio	E.g., Anna	E.g., Middle

If your name contains non-English letters/ characters (e.g., à, ç, ö), please replace them with the corresponding English alphabetical character(s).

Student List

We would like to include you in a student list to be shared with all incoming students as well as Keio students who will go on exchange this year and next year. The list will include the students' name, home institution, and e-mail address. We believe you will find this student list useful for networking during and after your exchange period. If you, however, wish NOT to be included in the list, please check "No."

Would you like to be included on the student list?

Yes  
 No

Go back Save and Next

⑨ After entering all the required information on each step, click "Save and Next" at the bottom of the screen. This will save what you have entered and you will proceed to the next step. If you do not click "Save and Next," all the information you have entered in that step will not be saved. If you need to step away from your computer for an extended period of time, make sure to click "Save and Next" before you do so.

⑩ Upload documents in STEP 4. To upload documents, click “Choose File,” select the PDF file you would like to upload and click “Open.”

⑪ Select the file and click “Upload.”

### Keio Exchange Program 2021 Fall Admission

STEP 1 Student Profile 1    STEP 2 Student Profile 2    STEP 3 Proficiency in Japanese    **STEP 4 Upload Documents**    STEP 5 JASSO Scholarship    STEP 6 Confirmation

#### Upload Application Documents

Notes

- To upload your document, please follow the steps below:  
Click on the “Browse” button (the button may also read as “Choose File” depending on the specific recommendation), select the file you are uploading, and click on “Open.” The file name should appear in the textbox to the left of the “Browse” button. Click on the blue “Upload” button to start the upload process.
- Please make sure that your file name does not contain any special characters: accents, tildes, symbols, etc. (e.g., è, é, ñ, &, \*, #).

Photo

Upload your latest photo in JPEG (JPG) or PNG format.  
Please ensure that your photo meets the requirements set out [here](#) before you submit the photo.  
The photo will be used for your visa document and student ID card.

⑩  選択されていません  ⑪

JPEG (JPG) or PNG format only. Limit your file to a maximum of 5MB.

開く

ライブラリ > ピクチャ

整理 新しいフォルダー

☆ お気に入り

- ダウンロード
- デスクトップ
- 最近表示した場所

デスクトップ

- ライブラリ
- ドキュメント
- マイドキュメント
- パブリックのドキュメント

ピクチャ

- ビデオ
- ミュージック

同 宏美

- .oracle\_jre\_usage
- \_rpcs
- AppData
- Kojlog
- Kojwork
- userfig
- アドレス帳
- お気に入り
- ダウンロード
- デスクトップ
- マイドキュメント

ピクチャ ライブラリ

対象フォルダー: 2カ所

並べ替え: フォルダー

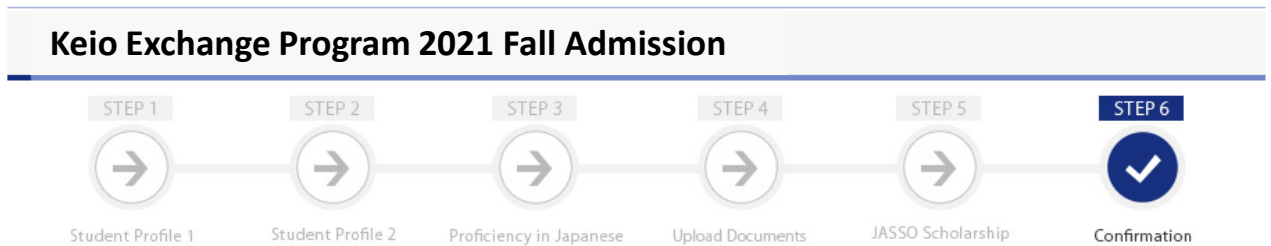
サンプル ピクチャ

photo.jpg

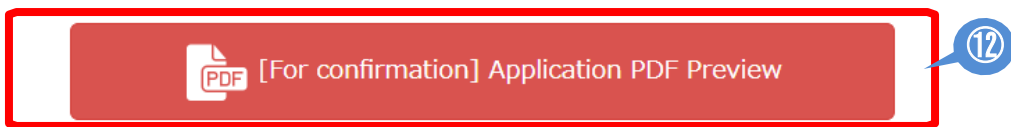
ファイル名(N):

開く(O)    キャンセル

⑫ Enter and upload all the required information and documents in each step and click “[For confirmation] Application PDF Preview” to check what you have entered.



## Confirmation



\* Confirm what you entered in the "Application PDF Preview" above before clicking "Submit".

Adobe Reader is required for viewing and printing the PDF documents.  
Download the latest version of Adobe Reader (Free) from the following link.  
[Download Adobe Reader>>](#)



[^ pagetop](#)

⑬ If you do not find any problems with your application, click “Submit” to apply. If you need to revise your application, click “Go back.”

# 【How to revise your application/How to submit outstanding documents】

① Click “Apply” on the Student Exchange Program Top Page. Enter your email and password to login.

**Keio Student Exchange Program Top Page**

< Notes >  
- You need to be nominated by an exchange coordinator from one of our [exchange partners](#).  
- Read the "Guide to the Online Application for Admission" carefully.  
- Download the prescribed forms (Study Proposal, Certificate of Health, and Certificate of Eligibility Application) from [this page](#).  
- Complete and submit your application during the relevant application period(s).  
< System Requirements >  
Web Browser: Microsoft Edge (latest version) / Internet Explorer (latest version) / Firefox (latest version), Google Chrome (latest version), Safari (latest version)  
- Adobe Reader is required.  
- You can only apply from a computer (not possible from smartphones or other mobile devices).

**Application Period and Deadlines**

<b>Keio Exchange Program 2020 Spring Admission</b>	For students who deferred from 2020 Spring to 2020 Fall: Acceptance Confirmation Period: 2020/7/13 ~ 2020/8/10	Apply
<b>Keio Exchange Program 2020 Fall Admission</b>	Acceptance Confirmation Period: 2020/7/13 ~ 2020/8/10	Apply
<b>Keio Exchange Program 2021 Spring Admission</b>	Application Period: 2020/8/17 ~ 2020/10/5 * This online system will not be available during the following maintenance period: 2020/9/3 10 AM - Noon (JST)	Apply
<b>Keio Exchange Program 2021 Fall Admission</b>		Apply

② Click “To Revise” on the Application Completed page.

**Keio Exchange Program 2021 Fall Admission**

**Application Completed**

< NOTES >  
\*To submit the remaining required document(s), please log in to your account and upload the file(s).  
\*You can upload documents even if the deadline has passed.

Download the Application PDF

To Revise

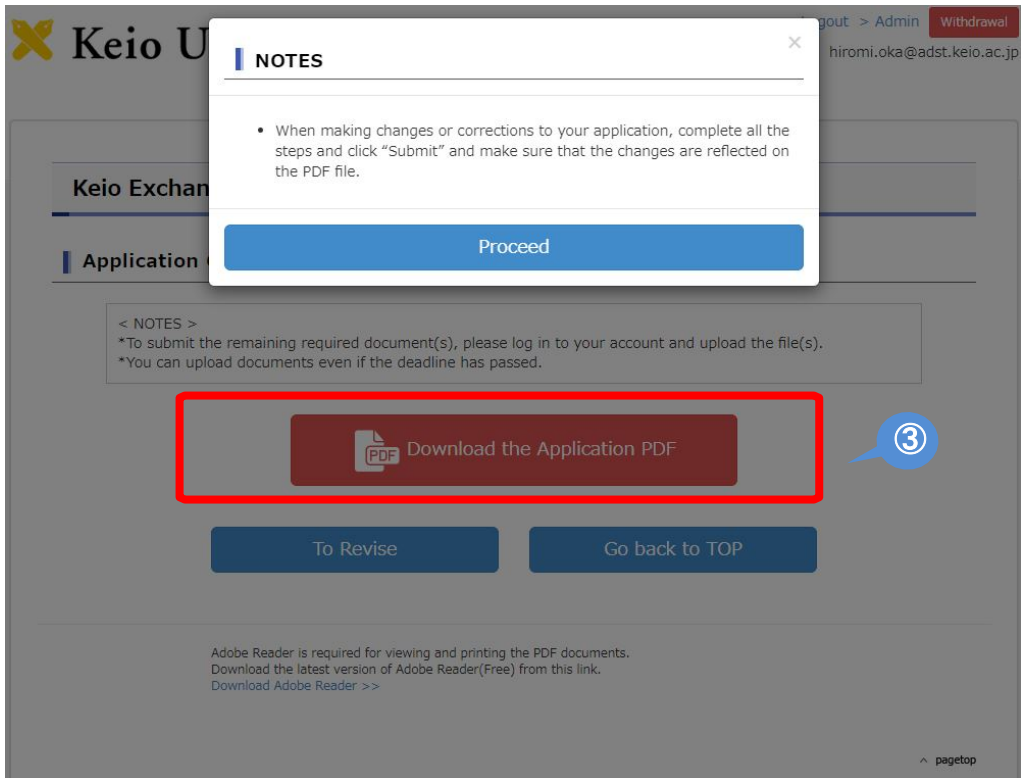
Go back to TOP

Adobe Reader is required for viewing and printing the PDF documents.  
Download the latest version of Adobe Reader(Free) from this link.  
[Download Adobe Reader >>](#)

^ pagetop



③ Read the “Notes” and if you click “Proceed”, you will be directed to the application screen where you can make changes to your information.



Even if you only need to make revisions in STEP 3, you will not be able to skip steps. You must click “Save and Next” for each step to proceed to the next step.

- ◆ Steps that do not need to be revised → Do not make any changes and click “Save and Next”
- ◆ Steps that need revision → Make corrections and click “Save and Next”

④ Enter and upload all the necessary information and documents in each step and click “[For confirmation] Application PDF Preview” to check what you have entered.

Keio Exchange Program 2021 Fall Admission

**Application Completed**

< NOTES >  
\*To submit the remaining required document(s), please log in to your account and upload the file(s).  
\*You can upload documents even if the deadline has passed.

Download the Application PDF

To Revise

Go back to TOP

Adobe Reader is required for viewing and printing the PDF documents.  
Download the latest version of Adobe Reader(Free) from this link.  
[Download Adobe Reader >>](#)

^ pagetop

⑤ If you do not find any problems with your application, click “Submit” to apply. If you need to revise your application, click “To Revise.”

## 【If you forgot your password】

① If you forgot your password, go to Login page and click “this link”

### Login page

---

#### Keio Exchange Program 2021 Fall Admission

---

\* If you already have a user account, log in with your email address and password.

If you forgot your password, click [this link](#).

\* If you do not have a user account, sign up here for a new account.

[^ pagetop](#)

② Enter your registered email address and click “Submit”. You will receive an email that will allow you to reset your password.

### Forgot Password

---

#### Keio Exchange Program 2021 Fall Admission

---

If you forgot your password and would like to reset, enter your registered e-mail address below and click “Submit”.  
We will send you an email that will allow you to reset your password.

[^ pagetop](#)

③ You will receive an email message below. Click on the link to reset your password.

You recently requested to reset your password.  
Please click the following link and reset your password:

[https://studyabroad-apply.gakujii.keio.ac.jp/inbound/2020/inbound\\_exchange\\_fall/reset-password/dd83c70a9218750a3489bbaabcd30b3737344702](https://studyabroad-apply.gakujii.keio.ac.jp/inbound/2020/inbound_exchange_fall/reset-password/dd83c70a9218750a3489bbaabcd30b3737344702)

You received this e-mail because you signed up to Keio's Student Exchange Program Application website. If you did not register and have received this e-mail in error, please delete it.

\*\*\*\*\*  
International Center  
KEIO UNIVERSITY  
<http://www.ic.keio.ac.jp/en/study/exchange/index.html>  
\*\*\*\*\*

This message is auto-generated from E-mail security server, and replies sent to this email can not be delivered.

④ Enter a new password and click “Submit”. Return to Login page, log in to your account by using your email and new password.

You will also receive a notification email.

**Create your password**

---

**Keio Exchange Program 2021 Fall Admission**

Please choose a password and click “Submit”.

Your account: @adst.keio.ac.jp

Choose a password

Confirm password

Must be at least 6 characters

Submit

^ pagetop